

Guru Nanak International Public (Senior Secondary) School
Model Town, Ludhiana
Syllabus of Bal Vatika - 1
Session 2024-25
INDEX

Sr. No.	Contents	Page No.
1.	Introduction of Assessment Technique	2
2.	List of Books	3
3.	Periodic - I Syllabus (April to September)	4-11
4.	Curriculum Activities Periodic I [April to September]	12
5.	Periodic - II Syllabus (October to December)	13-18
6.	Curriculum Activities Periodic II [October to December]	19
7.	Periodic - III Syllabus (January to March)	20-23
8.	Curriculum Activities Periodic III [January to March]	24
9.	Activity Calendar	27
10.	Tiffin Menu	28

SYLLABUS OF BAL VATIKA-1 SESSION - 2024-2025

Introduction

The current curriculum has been prepared according to the pattern laid by C.B.S.E. The main focus is on the overall development of the child. A child should be happy fulfilled and excited to learn new things. Self-esteem and confidence should also develop as a part of the learning process.

Parents are requested not to send any extra book or notebook in their ward's bag. Books and notebooks to be carried in the bag of the child everyday are :-

* English Reading Book and Diary.

Books to be kept in the school - English Written Book, Maths Written Book, Colouring Workbook, Pattern Book, Scrap Book, Slate, Maths Notebook and English Notebook.

Assessment Technique :

Evaluation and teachings go hand in hand. Our assessment technique has been designed to evaluate child's all round development and day to day performance in the class our aim is teaching by doing.

1. The child will be assessed on various competencies based on class activities as well as written class tests that will be conducted at the end of every month. Written tests will be shared with the parents only on Parents Teacher Meet.
2. Assessment will be based on the holistic perspective which is concerned with the development of every child's social, emotional, physical, artistic, creative, spiritual and intellectual potentials.
3. General Assessment will be based on the following points:
 - i) Neatness of school uniform, books, notebooks and handwriting.
 - ii) General behaviour of the child in the class which includes discipline, attentiveness in the class, respect for their teachers and elders, care for school property.
 - iii) Response in the class
 - iv) Regularity and Punctuality
 - v) Participation in various class activities.
4. The assessment will be a continuous process and the cumulative result will be given over three Periodic Tests.
 - * Love, understanding, support and encouragement make education interesting and adventurous for children.
The joyous journey not only develop their intellectual capabilities but also helps them to become successful human beings.
 - * Every Friday is no bag day. Children should not carry books in their bag on Friday. To develop self-confidence in the children Mike activities will be conducted through out the year. These Mike activities will be compulsory for all the students. Parents are requested to help their child to prepare the topics given for the Mike activity.

List of Books Prescribed For the Session (2024-25)
Bal Vatika - 1



Subject		Name of the Book
1.	English Reading Book	Sing the Alphabet
2.	English Writing Book	Alphabet Print Capital Letters
3.	Pattern Book	Early Skills Patterns
4.	Maths Writing Book	Numbers for Me 1 - 20
5.	Colouring Book	Journey of Art

Syllabus of Bal Vatika - 1 Session (2024-25)

APRIL

Theme : Myself (Good Habits, Parts of the Body), Personal Hygiene

ENGLISH	MATHEMATICS				
<p>English Reading : Alphabet 'A', 'B' & 'C' will be introduced with the Phonic Sound with help of flash cards</p> <p>Recognition : Alphabet A, B & C</p> <p>English Oral : A - Z</p> <p>English Rhymes :</p> <p>1. Ten little fingers, ten little toes 2. Head, shoulders, knees and toes Two little ears, one little nose And eyes and ears and mouth and nose.</p> <p>Two little eyes that shine so bright Head, shoulders, knees and toes One little mouth to kiss mummy March, March, March Good Night Get your body charged Early to bed, Early to rise Makes a man, Healthy, Wealthy and Wise</p>	<p>Number Work : Concept of 0, 1 and 2 will be introduced by using flash cards.</p> <p>Counting : 1 - 10 (By count and tell)</p> <p>Recognition : 0, 1 and 2</p> <tr> <th colspan="2" data-bbox="910 592 1699 641">PARAGRAPH (MYSELF)</th></tr> <tr> <td colspan="2" data-bbox="910 641 1699 865"> <p>I am a boy/ girl. My name is _____ I am three years old. I study in nursery _____ The name of my school is _____ Guru Nanak International Public School.</p> </td></tr>	PARAGRAPH (MYSELF)		<p>I am a boy/ girl. My name is _____ I am three years old. I study in nursery _____ The name of my school is _____ Guru Nanak International Public School.</p>	
PARAGRAPH (MYSELF)					
<p>I am a boy/ girl. My name is _____ I am three years old. I study in nursery _____ The name of my school is _____ Guru Nanak International Public School.</p>					
HINDI POEMS					
<p>1. रोज सवेरे उठना अच्छी आदत है। 2. बनुगों मैं एक सिपाही फल सबजियाँ खाना, अच्छी आदत है। सीमा पर मैं जाँगाँ खाने से पहले हाथ धोना, अच्छी आदत है। दुश्मन हो जो मेरे समय से पढ़ना अच्छी आदत है। देश का उसको मार भगाऊँगाँ इस सबको जो पूरा करे वो अच्छा बच्चा है।</p>					



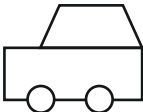
GENERAL KNOWLEDGE	CONVERSATION
<p>Action Words : Clapping, crying, drinking, eating, sleeping, running, brushing, throwing, catching, laughing, driving, bathing, walking, sneezing, coughing, closing & opening.</p> <p>(Activity : Ask child to exact the word spoken)</p> <p>Parts of the Body : Head, eyes, nose, lips, ears, tongue, arms, legs, shoulders.</p> <p>Name three magical words : Thankyou, Sorry, Please</p>	<p>Q1. What is your name ? Ans. My name is _____.</p> <p>Q2. Who are you ? Ans. I am a boy/ girl.</p> <p>Q3. What do you like to eat? Ans. I like to eat sweets & ice-cream.</p> <p>Q4. How many hands do you have? Ans. I have two hands.</p> <p>Q5. What do you smell with? Ans. I smell with my nose.</p>
DIVINITY	
<p>Mool Mantar</p> <p>Q. Name of the first Guru.</p> <p>A. Name of the first Guru is Sri Guru Nanak Dev ji.</p>	
SHAPE AND COLOUR	ART
<p>Shape - Circle</p> <p>Colour - Red</p> 	<p>Smiling Face</p> 

Syllabus of Bal Vatika - 1 Session (2024-25)

MAY

Theme : Means of Transport (Traffic lights)

ENGLISH	MATHEMATICS
<p>English Reading : Alphabet D, E & F will be introduced with the Phonic Sound flash cards</p> <p>Recognition : Alphabet D, E, F</p> <p>English Oral : A - Z</p> <p>English Rhymes :</p> <p>1. Row-Row-Row your boat gently down the stream merily-merily-merily merily Life is but a dream.</p> <p>2. The wheels on the bus go round and round, round and round, All through the town. The doors on the bus go open and shut, open and shut All through the town. The horn on the bus go beep, beep beep beep, beep, beep. All through the town</p> <p>3. Aeroplane-Aeroplane up in the sky where are you going flying so high Over the hills, and over the sea. Aeroplane, Aeroplane please take me.</p>	<p>Number Work : Concept of 3, 4 and 5 will be introduced by writing it on the B.B.</p> <p>Counting : 1 - 15 (count and tell)</p> <p>Recognition : Digit 3, 4 & 5</p>
PARAGRAPH - ON CAR	
	<p>A car is a road vehicle. It has four wheels. it needs fuel to run. Cars usually have five seats Cars make our journey fast.</p>
HINDI POEMS	
<p>1. लाल पीली मोटर, मैं उसका ड्राइवर, गाड़ी, चलाऊँगा, घूमने जाऊँगा। हार्न बजाऊँगा, पी-पी-पी-पी।</p> <p>2. रेलगाड़ी चलती छुक-छुक-छुक सिगनल कहता रुक-रुक-रुक। पतली सी पटरी पर चलती, तेज भागती नहीं फिसलती। जैसे ही होती सिगनल पार पकड़ लेती तेज रफतार!</p> <p>3. लाल बत्ती कहती थम, चलते-चलते रुकते हम। पीली बत्ती कहती होशियार, चलने को हो जाओ तैयार, हरी बताए चलते जाओ, आगे, आगे बढ़ते जाओ।</p>	

GENERAL KNOWLEDGE	CONVERSATION
<p>Means of Transport - Car bus, scooter, van, auto-rickshaw train, aeroplane.</p> <p>Q. How do you go to school? Ans. I go to school by van</p> <p>Q. Who flies an aeroplane? Ans. A piolet flies an aeroplane.</p> <p>Q. How many wheels does a bicycle have? Ans. Bicycle has two wheels.</p>	<p>Q1. Name the vehicles that don't need any fuel. Ans. Bicycle, Tonga, Boat, Bullock Cart.</p> <p>Q2. On what does a train runs? Ans. Train runs on the tracks.</p> <p>Q3. Name some water transport. Ans. Boat, ship, steamer.</p> <p>Q4. How many wheels does a car have? Ans. A car has four wheels.</p>
DIVINITY	
<p>Mool Mantar</p> <p>Q. Name of the first Guru. A. Name of the first Guru is Sri Guru Nanak Dev ji.</p> <p>Q. What is the name of this tenth Guru? A. The tenth Guru is Guru Gobind Singh ji.</p>	
SHAPE AND COLOUR	<u>ART</u>
<p>Shape - Square  Circle </p> <p>Colour - Red Green</p>	<p>Car </p>

Syllabus of Bal Vatika - 1 Session (2024-25)

JULY AND AUGUST





Theme : Food

ENGLISH	MATHEMATICS				
<p>English Reading : Alphabet G, H & I will be introduced with the Phonic Sound flash cards</p> <p>Recognition : Alphabet G, H, I</p> <p>English Oral : A - Z</p> <p>English Rhymes :</p> <div style="display: flex; justify-content: space-between;"> <div style="width: 45%;"> <p>1. A for Apple Round and sweet Red, red apple So good to eat</p> </div> <div style="width: 45%;"> <p>2. Fruits & Vegetables are good for me. I just love them as you can see. Apple, Mango, banana, Yum... Yum... Carrots, spinach, beans yum...yum... Strawberries, peaches and oranges too i will eat and say ya...hoo....</p> </div> </div>	<p>Number Work : 1 to 5 writing on a slate</p> <p>Maths Oral : 1-20 (count and tell)</p> <tr> <th colspan="2" data-bbox="910 515 1699 561">SONG ON पौष्टिक भोजन</th></tr> <tr> <td colspan="2" data-bbox="910 562 1699 862"> <p>पौष्टिक भोजन खाओ तुम दाल और चावल है गरम-गरम रोटी ख लो नरम-नरम सब्जी तो बड़ी लाज़वाब खाने में आ जाए स्वाद ऐसा खाना अगर खाओगे, ताकतवर हो जाओगे पीज़ा बर्गर सब बेकार, कर देंगे तुमको बीमार</p> </td></tr>	SONG ON पौष्टिक भोजन		<p>पौष्टिक भोजन खाओ तुम दाल और चावल है गरम-गरम रोटी ख लो नरम-नरम सब्जी तो बड़ी लाज़वाब खाने में आ जाए स्वाद ऐसा खाना अगर खाओगे, ताकतवर हो जाओगे पीज़ा बर्गर सब बेकार, कर देंगे तुमको बीमार</p>	
SONG ON पौष्टिक भोजन					
<p>पौष्टिक भोजन खाओ तुम दाल और चावल है गरम-गरम रोटी ख लो नरम-नरम सब्जी तो बड़ी लाज़वाब खाने में आ जाए स्वाद ऐसा खाना अगर खाओगे, ताकतवर हो जाओगे पीज़ा बर्गर सब बेकार, कर देंगे तुमको बीमार</p>					

HINDI POEMS

1. ठीक समय पर खाना खाओ
जल्दी क्या है, धीरे खाओ
चबा चबा कर खाना खाओ
सेहत अपनी खूब बनाओ।

2. नन्हें-नन्हें प्यारे बच्चो
जो खाना तुम खाते हो
उनमें सब सब्जी भी खाओ,
क्यों तुम नाक चढ़ाते हो!
सुन्दर स्वस्थ शरीर बनेगा
हो जाएगा तेज दिमाग।
लोकी, तोरी, खीरा, गोभी
और खाओ सरसो का साग



GENERAL KNOWLEDGE	CONVERSATION
<p>Fruits Name - Apple, Mango, Banana, Orange, Grapes, pineapple, Kiwi, Litchi and strawberry</p> <p>Vegetables Name - Tomato, Potato, Onion, Carrot, Radish, Lady's finger, Peas</p> <p>Q. Which vegetable has crown on its head?</p> <p>Ans. Brinjal</p> <p>Q. Which vegetable looks like a flower?</p> <p>Ans. Cauliflower</p>	<p>Q1. Which fruit do you like the most</p> <p>Ans. I like _____ the most.</p> <p>Q2. Which fruit is the king of the fruits?</p> <p>Ans. Mango is called the king of the fruits.</p> <p>Q3. Name some healthy food.</p> <p>Ans. Fruits, Vegetables, cereals and pulses are some of the healthy food.</p> <p>Q4. Which fruit comes in a bunch?</p> <p>Ans. Grapes comes in a bunch.</p> <p>Q5. Which fruit is the national fruit of India?</p> <p>Ans. Mango is the national fruit of India.</p>
DIVINITY	
<p>Mool Mantar</p> <p>Q. Name of the first Guru.</p> <p>A. Name of the first Guru is Sri Guru Nanak Dev ji.</p> <p>Q. What is the name of this tenth Guru?</p> <p>A. The tenth Guru is Guru Gobind Singh ji.</p>	
SHAPE AND COLOUR	ART
<p>Shape -    Triangle, Circle, Square</p> <p>Colour - Yellow, Green, Red</p>	<p>Orange</p> 

Syllabus of Bal Vatika - 1 Session (2024-25)

SEPTEMBER

Theme : My Family

ENGLISH		MATHEMATICS	
<p>English Reading : Alphabet J, K & L will be introduced with the Phonic Sound flash cards</p> <p>Recognition : Alphabet J, K, L</p> <p>English Oral : A - Z</p> <p>English Written : A, B, C and D</p> <p>English Rhymes :</p> <div><div><p>1) This is my father, nice and kind This is my mother with gently mind This is my sister, playing with a doll This is my brother, still growing tall This is my family. I love them all.</p><p>2) Family is a big, Family is a small Family is a different and love them all Some have mothers & some have fathers Some have sisters & some have brothers I love my family, I love my family.</p></div><div><p>3) Lots of people, In my family There are people special to me Some who are near me Some far away But I like to think of them Each and everyday I love my family</p></div></div>		<p>Number Work : Concepts of 6 & 7 by writing them on the slate</p> <p>Counting : 1-30 (count and tell)</p> <p>Recognition : Digits 6 & 7 Count and tell</p>	
		MY MOTHER	
		<p>My mother's name is Mrs.</p> <p>She is years old</p> <p>She is active and smart</p> <p>She cooks food for the family</p> <p>I love my mother very much</p>	
HINDI POEMS			
<div><div><p>1. ये हैं मेरे, दादा दादी, रखते सबका ध्यान है। ये हैं मेरे मम्मी पापा, करते बहुत काम है। ये हैं मेरी छोटी बहना नटखट और शैतान है।</p></div><div><p>2. दादा-दादी करते हैं प्यार, मैं उनकी नन्हीं सरकार। मम्मी-पापा की आँखों का तारा, मैं घर का राज दुलारा। राधा दीदी बड़ी समझदार यही है मेरा सुंदर परिवार।</p></div><div><p>3. परिवार से बड़ा कोई धन नहीं पिता से बड़ा कोई सलाहकार, नहीं भाई से अच्छा कोई भागीदार नहीं बहन से बड़ा कोई शुभचिंतक नहीं पत्नी से बड़ा कोई दोस्त नहीं इसलिए परिवार के बिना कोई जीवन नहीं।</p></div></div>			

GENERAL KNOWLEDGE	CONVERSATION
<p>Q1. Who cooks food for your family? Ans. My mother cooks food for family.</p> <p>Q2. Who goes to the market to buy things? Ans. My (father/mother) goes to the market to buy things.</p> <p>Q3. Who keeps the house neat and tidy? Ans. I help my (mother/father) to keep house tidy.</p> <p>Q4. Who packs your school bag? Ans. My (father/mother) helps me to pack my bag.</p> <p>Q5. What is your mother? Ans. My mother is a</p>	<p>Q1. What is your father's name? Ans. My father name is</p> <p>Q2. What is your mother's name? Ans. My mother name is</p> <p>Q3. What does your father do? Ans. My father is a</p> <p>Q4. How old are you? Ans. I am</p> <p>Q5. How many members are there in your family? Ans. There are members in my family.</p> <p>Q6. Do you have any sibblings? Ans. I have sibblings</p>
DIVINITY	
<p>Q1. Name of the first Guru A. Name of the first Guru is Sri Guru Nanak Dev ji</p> <p>Q2. What is the name of this tenth Guru? A. The tenth Guru is Guru Gobind Singh ji</p> <p>Q3. What is the name of the present Guru of sikhs? Ans. The present guru of the sikhs is Guru Granth Sahib ji.</p> <p>Q4. Mool Mantar</p>	
SHAPE AND COLOUR	ART
<p>Shape - </p> <p>Rectangle, Triangle, Square, Circle and Semi-circle</p> <p>Colour - Pink, Blue, Yellow, Green, Red, Purple and Silver</p>	<p>Drawing : Home</p> 

CURRICULUM ACTIVITIES FOR PERIODIC - I (SESSION - 2024-25)

APRIL	MAY
<ul style="list-style-type: none"> * Self Introduction * Mike Activity Rhymes * Hand Wash Activity * Hand Imprint * The sheet with different faces were drawn, the student will according to his/her feelings * Sitting in a circle and discussing conversation questions. (Orals) 	<ul style="list-style-type: none"> * Students will bring any toy (transport) and will speak two lines about it * Circle the transport with two wheels/four wheels on a sheet * Students will hold one another to make a train and move around * Paper boat will be made and children will float it in the tub filled with water. * Clay Modelling (Make a car, rocket) * Tricycle Race
JULY & AUGUST	SEPTEMBER
<ul style="list-style-type: none"> * Fruit Party * Healthy food in the tiffin box * Plant a sapling or sowing seed * How to buy fruits & vegetables from the green grocery * The face when you eat the food (sheet will be provide) * To paste a pic of any one fruit or vegetable and say two lines * Hurdle to be completed to get the (Fruit) 	<ul style="list-style-type: none"> * Get physical with skipping rope. * Activity singing and dancing * Origami - Cut some papers in shape - square, circle, triangle etc to paste a collage of shapes. * Painting activity to grab yourself. * Child will speak few lines on his/her mother to show respect and love towards their mother * Family Tree (Children will color the picture of the tree and paste pictures (family)

Syllabus of Bal Vatika - 1 Session (2024-25)








OCTOBER

Theme : Seasons

ENGLISH	MATHEMATICS				
<p>English Reading : Alphabet N, O, P and Q will be introduced with the help of flash cards and pictures</p> <p>Recognition : Alphabet M, N and Q</p> <p>English Written : E, F, G and</p> <p>English Rhymes :</p> <div style="display: flex; justify-content: space-between;"> <div style="width: 45%;"> <p>1. Flowers have petals open wide Stars have gone away to hide Pussy sleeping on the stool It is the time to go to school</p> <p>2. Roses are Red Violets are Blue Sugar is sweet And so are you</p> </div> <div style="width: 45%;"> <p>3. Winter, winter cold and ice A mug of hot chocolate, would be nice Winter, winter long dark nights, Kids bundle up, for snowball fights</p> </div> </div>	<p>Number Work : Concepts of 8 & 9 by writing them on the slate</p> <p>Counting : 1-40 (count and tell)</p> <p>Recognition : Digits 8 and 9 count and tell</p> <tr> <th colspan="2" data-bbox="910 495 1699 543">SONG (WINTER SONG)</th></tr> <tr> <td colspan="2" data-bbox="910 544 1699 862"> <p>Winter song Lets sing a winter song - 2 The days are short The nights are long Lets sing a winter song The winter wind is cold-2 It freezes noses, ears & toes The hunter wind is cold Winter is now helps put up your coat, hat & gloves Lets sing a winter song-2</p> </td></tr>	SONG (WINTER SONG)		<p>Winter song Lets sing a winter song - 2 The days are short The nights are long Lets sing a winter song The winter wind is cold-2 It freezes noses, ears & toes The hunter wind is cold Winter is now helps put up your coat, hat & gloves Lets sing a winter song-2</p>	
SONG (WINTER SONG)					
<p>Winter song Lets sing a winter song - 2 The days are short The nights are long Lets sing a winter song The winter wind is cold-2 It freezes noses, ears & toes The hunter wind is cold Winter is now helps put up your coat, hat & gloves Lets sing a winter song-2</p>					

HINDI POEMS

- | | | |
|--|--|--|
| <p>1. सर्दी का मौसम जब आए
सर्द हवाएं संग लाए
सूरज चाचा बादली में छुप कर
देर से अपना मुख दिखाए।</p> | <p>2. गर्मी आई, गर्मी आई,
घर-घर में यह पंखा लाई
सबको पास बुलाता पंखा,
मीठी नींद सुलाता पंखा।
ठंडी हवा खिलाता पंखा,
सबके मन को भाता पंखा।</p> | <p>3. पानी बरसा छम-छम-छम
छाता लेकर निकले हम
पाँव फिसल गया, गिर गए हम
नीचे छाता ऊपर हम
उड़ गया छाता, रह गए हम
पानी बरसा छम-छम-छम!</p> |
|--|--|--|



GENERAL KNOWLEDGE	CONVERSATION
<p>Q1. In which season leaves change colour? Ans. Autumn season</p> <p>Q2. In which season we eat mangoes? Ans. We eat mangoes in summer.</p> <p>Q3. What grows in spring season? Ans. New beautiful leaves & colourful flowers grows in spring season.</p> <p>Q4. In which season you can build a snowman? Ans. In winter's we can build a snowman.</p> <p>Q5. What do you drink during winter? Ans. We drink hot milk, tea and hot coffee.</p>	<p>Q1. How many seasons are there in a year? Ans. There are five seasons in a year..... Spring, Summer, Rainy, Autumn and Winter</p> <p>Q2. In which season we use woollen clothes? Ans. We use woollen clothes in winter.</p> <p>Q3. Which is your favourite season? Ans. My favourite season is</p> <p>Q4. Which season is hot and bright? Ans. Summers are hot and bright.</p> <p>Q5. Which season is cool and dry? Ans. Winters are cool & dry.</p>
DIVINITY	
<p>Q. What are the names of the four sahibzadas? Ans. Names of the four sahibzades are : 1. Baba Ajit Singh Ji 2. Baba Jujhar Singh Ji 3. Baba Zorawar Singh Ji 4. Baba Fateh Singh Ji</p> <p>Q. First Pauri (Japji Sahib)</p>	
SHAPE AND COLOUR	ART
<p>Shape -      </p> <p>Cube, Rectangle, Triangle, Square, Circle and Semi-circle</p> <p>Colour - Orange, Pink, Blue, Yellow, Green, Red, Purple and Silver</p>	<p>Drawing - Tree</p> 

Syllabus of Bal Vatika - 1 Session (2024-25)

NOVEMBER

Theme : Festivals

ENGLISH	MATHEMATICS				
<p>English Reading : Alphabet U, V and W will be introduced with the help of flash cards and pictures</p> <p>Recognition : Alphabet S, T, U and V</p> <p>English Written : A - L</p> <p>English Rhymes :</p> <div style="display: flex; justify-content: space-between;"> <div style="width: 45%;"> <p>1) Festivals festivals, here they come, Brings so much joy and so much fun. Lots of sweets for us to eat, All the kids dance on their feet Festivals Festivals here they come Brings so much joy and so much fun.</p> </div> <div style="width: 45%;"> <p>2) Dum, dum, dum Holi has come Red, yellow, green The colours fall on me Run, run, run Away you run here come the colours, from the water gun. Dum, dum, dum Holi has come I like Holi, It's great fun!</p> </div> </div>	<p>Number Work : Concepts of 1-10 by writing them on the slate</p> <p>Counting : 1-50 (count and tell)</p> <p>Recognition : Digits 1-10 (count and tell)</p> <tr> <th colspan="2" data-bbox="910 515 1699 562">ESSAY (लोहड़ी)</th></tr> <tr> <td colspan="2" data-bbox="910 564 1699 862"> <ol style="list-style-type: none"> लोहड़ी पंजाब का एक प्रमुख त्यौहार है। यह प्रत्येक वर्ष 13 जनवरी को मनाया जाता है। यह त्यौहार सभी फसलों के त्यौहों को खुशी में मनाया जाता है। इस दिन लोग रात को आग जलाकर परिक्रमा करते हैं। </td></tr>	ESSAY (लोहड़ी)		<ol style="list-style-type: none"> लोहड़ी पंजाब का एक प्रमुख त्यौहार है। यह प्रत्येक वर्ष 13 जनवरी को मनाया जाता है। यह त्यौहार सभी फसलों के त्यौहों को खुशी में मनाया जाता है। इस दिन लोग रात को आग जलाकर परिक्रमा करते हैं। 	
ESSAY (लोहड़ी)					
<ol style="list-style-type: none"> लोहड़ी पंजाब का एक प्रमुख त्यौहार है। यह प्रत्येक वर्ष 13 जनवरी को मनाया जाता है। यह त्यौहार सभी फसलों के त्यौहों को खुशी में मनाया जाता है। इस दिन लोग रात को आग जलाकर परिक्रमा करते हैं। 					
HINDI POEMS					
<p>1) आई दिवाली, आई दिवाली, आई दिवाली रे। दीप जलाओ, खुशी मनाओ आई दिवाली रे। खूब चले फुलझंडी पटाखें, आई दिवाली रे। सबको बाँटो खूब मिठाई आई दिवाली रे।</p>	<p>2) राखी आई, खुशियां लाई बहन आज फूली न समाई राखी, रोली और मिठाई इन सबसे थाली खूब सजाई बांधे भाई की कलाई पर धागा भाई से बहन लेती है वादा राखी की लाज भैया निभाना बहन को कभी भूल मत जाना।</p>				

<u>GENERAL KNOWLEDGE</u>	<u>CONVERSATION</u>
<p>Q1. Which festival is popularly known as the festival of lights? Ans. Diwali is known as the festival of lights.</p> <p>Q2. Who celebrate the festival of Easter? Ans. Christians celebrate the Easter festival.</p> <p>Q3. Which day is celebrated on 15th Aug every year? Ans. Independence Day</p> <p>Q4. Which sacred festival of the sikh community marks the birth of the first sikh Guru? Ans. Guru Nanak Dev Ji's Gurupurab.</p> <p>Q5. Which festival do muslims celebrate? Ans. ID</p> <p>Q6. Name any two festivals celebrated by hindus. Ans. Shivratri and Janamashtmi</p>	<p>Q1. Which festival is commonly known as 'The festival of colour'? Ans. Holi</p> <p>Q2. What is the colour of leaf? Ans. The colour of the leaf is green.</p> <p>Q3. In which city do you live? Ans. We live in Ludhiana city.</p> <p>Q4. Where is Taj Mahal situated? Ans. In Agra</p> <p>Q5. Which is your favourite festival? Ans. My favourite festival is</p> <p>Q6. Which festival is known as festival of brotherhood? Ans. Rakshabandan is known as festival of brotherhood.</p> <p>Q7. Which city is known as Pink City? Ans. Jaipur is known as Pink City.</p>
<u>DIVINITY</u>	
<p>Q. First Pauri (Japji Sahib) Q. What is Fateh? Ans. Waheguru Ji Ka Khalsa Waheguru Ji Ki Fateh.</p>	
<u>SHAPE AND COLOUR</u>	<u>ART</u>
<p>Shape - </p> <p>Colour - Black, white, golden, silver, light blue, dark blue, light green, dark green, orange, pink, silver, purple and red.</p>	<p>Kite </p>

Syllabus of Bal Vatika - 1 Session (2024-25)



DECEMBER

Theme : Wild and domestic animals

ENGLISH	MATHEMATICS				
<p>English Reading : Alphabet R, S & T will be introduced with the help of flash cards and pictures</p> <p>Recognition : Alphabet P, Q and R</p> <p>English Written : I, J, K & L</p> <p>English Rhymes :</p> <div style="display: flex; justify-content: space-between;"> <div style="width: 45%;"> <p>1) Four little monkey jumping on a bed One fell down & broke his head mumma call the doctor The doctor said, no more monkey jumping on the bed</p> <p>2) Old macdonald had a farm E-I-E-I-O with a moo-moo here And a moo-moo there</p> </div> <div style="width: 45%;"> <p>Here moo, there a moo Everywhere a moo-moo old macdonold had a farm E-I-E-I-O And on his farm he had a pig E-I-E-I-O With a oink-oink here And a oink -oink there a oink Everywhere oink oink Old macdonald had a farm E-I-E-I-O</p> </div> </div>	<p>Number Work : Concepts of 10 by writing them on the slate</p> <p>Counting : 41-50 (count and tell)</p> <p>Recognition : Digits 1-10 (count and tell)</p> <tr> <th colspan="2" data-bbox="910 515 1699 562">STORY (प्यासा कौआ)</th></tr> <tr> <td colspan="2" data-bbox="910 564 1699 862"> <p>एक कौआ त्यासा था, घड़े में पानी थोड़ा था। कौआ लाया कंकर, उाले घड़े के अंदर, पानी आया ऊपर कौए ने पीया पानी, खत्म हुई कहानी।</p> </td></tr>	STORY (प्यासा कौआ)		<p>एक कौआ त्यासा था, घड़े में पानी थोड़ा था। कौआ लाया कंकर, उाले घड़े के अंदर, पानी आया ऊपर कौए ने पीया पानी, खत्म हुई कहानी।</p>	
STORY (प्यासा कौआ)					
<p>एक कौआ त्यासा था, घड़े में पानी थोड़ा था। कौआ लाया कंकर, उाले घड़े के अंदर, पानी आया ऊपर कौए ने पीया पानी, खत्म हुई कहानी।</p>					

HINDI POEMS

- | | | | |
|--|--|--|--|
| <p>1) चिड़िया रानी चिड़िया रानी।
तुम हो पेड़ों की रानी।
सुबह सबेरे उठ जाती हो।
ना जाने क्या गाती हो।
क्या तुम भी पढ़ने को जाती हो।
या नौकरी करने को जाती हो।
शाम से पहले आती हो।</p> | <p>बच्चों का दाना लाती हो।
भर-भर चोंच खिलाती
हो।
चूँ-चूँ चक सुनाती गाना।</p> | <p>2) शेर निराला हिम्म वाला
लम्बी लम्बी मूँछों वाला
शेर निराला हिम्मत वाला
लम्बी लम्बी मूँछों वाला
भागो भागो आया शेर आया शेर
जोर जोर कर दहाड़ने आया।</p> | <p>3) नाच मोर का सब को भाता
जब वो पंखी को फैलाता
कुआँ-कुआँ कर शोर कचाता
घूम-घूम कर नाच दिखाता।</p> |
|--|--|--|--|

<u>GENERAL KNOWLEDGE</u>	<u>CONVERSATION</u>
<p>Q1. Name an animal which has strips on its body. A. Zebra</p> <p>Q2. Name of any 10 domestic animals. A. Dog, cat, cow, horse, camel, sheep, goat, buffalo, pig and rabbit</p> <p>Q3. Name of any 10 wild animals A. Lion, Tiger, Elephant, Giraffe, Zebra, Deer, Bear, Monkey, Crocodile and Kangaroo.</p> <p>Q4. Where do wild animal live? A. Wild animals live in a jungle.</p>	<p>Q1. Which animal catches mice? Ans. The cat catches mice.</p> <p>Q2. Which animal gives us wool? Ans. Sheep gives us wool.</p> <p>Q3. What does duck says? Ans. Quack-Quack</p> <p>Q4. Which animal has a long neck? Ans. Giraffe has a long neck.</p> <p>Q5. Which animal roars? Ans. Lion and Tiger roars</p> <p>Q6. Who lays eggs? Ans. A hen lays eggs</p> <p>Q7. Which animal gives us milk? Ans. Cow & Buffalo gives us milk.</p>
<u>DIVINITY</u>	
<p>Q. First Pauri (Japji Sahib)</p> <p>Q. What is Jai Kara? Ans. Bole Soh Nehal Sat Sri Akal.</p>	
<u>SHAPE AND COLOUR</u>	<u>ART</u>
<p>Shape - </p> <p>Colour - Black, white, golden, silver, light blue, dark blue, light green, dark green, orange, pink, silver, purple and red.</p>	<p>Cat </p>

CURRICULUM ACTIVITIES FOR PERIODIC - II (SESSION - 2024-25)

OCTOBER

- * Sorting tree activity - Puzzle
- * Potting sapling of plants in spring season or autumn season
- * Watering of plants in summer season
- * Make snowman with the paper work/with cotton
- * Count the colours of rainbow
- * Kick the cans and run (hurdle race)
- * Hide and seek (count)
- * A visit to 'Mela'/Hardy's World in Autumn season
- * Colourful water balloons (to fill water in balloons) and count it.
- * Hot and cold (touch) also differentiate

NOVEMBER

- * Handmade cards on festivals diwali etc.
- * Outdoor rangoli sketching/ Diya decorating
- * Republic Day (Fancy dress) and say few lines on it
- * They can play stupa on counting, shapes, Zig Zag or Letters.
- * Children can Dab Dab different water colours on drawing sheets or on a cloth.
- * Collect colourful papers and keep it in the same colourful tub.

DECEMBER

- * Colour the domestic animals
- * Match the wild animal with their babies
- * Match the animals who live in their house
- * Rabbit Race (different races)
- Match the animals to the sound they make
- * Join the dots to trace the animals
- * Lets count animals

Syllabus of Bal Vatika - 1 Session (2024-25)










JANUARY

Theme : My School English

ENGLISH	MATHEMATICS				
<p>English Reading : Alphabet X, Y & Z will be introduced with the help of flash cards and pictures</p> <p>Recognition : Alphabet W, X, Y & Z</p> <p>English Written : M, N, O & P</p> <p>English Rhymes :</p> <div style="display: flex; justify-content: space-between;"> <div style="width: 45%;"> <p>1) At my school we dance At my school we play And learn all day At my school we draw At my school we like to learn and have fun 2) I love my school It is a big knowledge pool. I love my school. Here I meet my friends so cool. I love my school. We play and follow every rule. I love my school.</p> </div> <div style="width: 45%;"> <p>3) Teddy Bear, Teddy Bear turn around Teddy Bear, Teddy bear touch the ground Teddy Bear, Teddy Bear polish your shoes Teddy Bear Teddy Bear go to school</p> </div> </div>	<p>Number Work : Concepts of 1-10 by working them on the notebook</p> <p>Counting : 1-50</p> <p>Recognition : Digits 1-15 (count and tell)</p> <tr> <th colspan="2" data-bbox="910 515 1699 562">ESSAY (MY SCHOOL)</th></tr> <tr> <td colspan="2" data-bbox="910 564 1699 879"> <p>The name of my school is Guru Nanak International Public School. It is in Model Town. It has a big building. It has a big playground. The name of our Principal is Mrs. G.K. Gill. I love my school very much.</p> </td></tr>	ESSAY (MY SCHOOL)		<p>The name of my school is Guru Nanak International Public School. It is in Model Town. It has a big building. It has a big playground. The name of our Principal is Mrs. G.K. Gill. I love my school very much.</p>	
ESSAY (MY SCHOOL)					
<p>The name of my school is Guru Nanak International Public School. It is in Model Town. It has a big building. It has a big playground. The name of our Principal is Mrs. G.K. Gill. I love my school very much.</p>					

HINDI POEMS

- | | | |
|--|--|--|
| <p>1) सबसे प्यारा मेरा स्कूल
मन को बहुत भाता है।
जग से न्यारा मेरा स्कूल
मुझको बहुत लुभाता है।</p> | <p>2) छोटी सी मुन्नी
लाल गुलाबी चून्नी
तिले वाला सूट
छोट छोटे बूट
नर्सरी में पढ़ती हूँ।
सबको टा-टा करती हूँ।</p> | <p>3) मेरा स्कूल बड़ा महान,
इससे मिलता विद्या दान।
रोज स्कूल में जाता हूँ,
पढ़ लिख कर मैं आता हूँ।</p> |
|--|--|--|

GENERAL KNOWLEDGE		CONVERSATION	
Q1.	What is your name?	Q1.	What is the name of your school?
Ans.	My name is	Ans.	The name of my school is Guru Nanak International Public School.
Q2.	How old are you?	Q2.	Which class do you study in ?
Ans.	I am	Ans.	I study in nursery
Q3.	How are you ?	Q3.	Where is your school situated?
Ans.	I am fine, Thank you	Ans.	My school is situated in Model Town.
Q4.	Name four magical words	Q4.	What is the name of the Principal of Your school?
Ans.	Thank you, Sorry, Please & Excuse Me	Ans.	THE name of the principal of my school is Mrs. Gurmant Kaur Gill.
DIVINITY		Q5.	What is the name of your Headmistress?
Q.	Name five kakaars.	Ans.	The name of my Head mistress is Mrs. Navjeet Kaur
Ans.	Five kakaars are		
	a) Kesh; b) Kanga; c) Kara;		
	d) Kirpan; e) Kachhera		
Q.	First Pauri (Japji Sahib)		
SHAPE AND COLOUR		ART	
Shape -	<div> Cube</div> <div> Triangle</div> <div> Square</div> <div> Oval</div> <div> Rectangle</div> <div> Star</div> <div> Cylindrical</div> <div> Semi Circle</div>	Drawing : Pencil	

Syllabus of Bal Vatika - 1 Session (2024-25)











FEBRUARY

Theme : Safety Rules

ENGLISH	MATHEMATICS				
<p>English Reading : Alphabet X, Y & Z will be introduced with the help of flash cards and pictures</p> <p>Recognition : Alphabet W, X, Y & Z</p> <p>English Written : A-P</p> <p>English Rhymes :</p> <div style="display: flex; justify-content: space-between;"> <div style="width: 45%;"> <p>1) Stop, look and listen Before you cross the street Use your eyes, use your ears, Before you sue your feet Stop look listen</p> <p>2) Red light, Red light what do you say? I say stop, stop right way Yellow light, yellow light what do you say? i say wait till the tight twins green green light green, what do you say I say go go right away</p> </div> <div style="width: 45%;"> <p>3) The wheels on the bus go round and round an round all through the town. The doors on the bus go open and shut. open and shut, all through the town. The horn on the bus beep beep beep all though the town.</p> </div> </div>	<p>Number Work : Concepts of 1-10 by working them on the notebook</p> <p>Counting : 1-50</p> <p>Recognition : Digits 1-20 (count and tell)</p> <tr> <th colspan="2" data-bbox="910 515 1699 562">ROAD SAFETY (SONG)</th></tr> <tr> <td colspan="2" data-bbox="910 564 1699 865"> <p>Walk with your mummy walk with your daddy. Hold their hands holds their hands when its time to cross the road look for the sound of the cars on the road don't you run to cross the road. look for the zebra crossing code. wait for the signal to be green look right and life before you lean.</p> </td></tr>	ROAD SAFETY (SONG)		<p>Walk with your mummy walk with your daddy. Hold their hands holds their hands when its time to cross the road look for the sound of the cars on the road don't you run to cross the road. look for the zebra crossing code. wait for the signal to be green look right and life before you lean.</p>	
ROAD SAFETY (SONG)					
<p>Walk with your mummy walk with your daddy. Hold their hands holds their hands when its time to cross the road look for the sound of the cars on the road don't you run to cross the road. look for the zebra crossing code. wait for the signal to be green look right and life before you lean.</p>					

HINDI POEMS

- | | | |
|--|--|---|
| <p>3. रेलगाड़ी चलती
छुक-छुक-छुक
सिगनल कहता
रुक-रुक-रुक।
पतली सी पटरी पर चलती,
तेज भागती नहीं फिसलती।
जैसे ही होती सिगनल पार
पकड़ लेती तेज रफतार!</p> | <p>2. लाल बत्ती कहती थम,
चलते-चलते रुकते हम।
पीली बत्ती कहती होशियार,
चलने को हो जाओ तैयार,
हरी बताए चलते जाओ,
आगे, आगे बढ़ते जाओ।</p> | <p>3) घर परिवार से प्यार है अगर
ना करना कभी अगर-मगर।
सड़क सुरक्षा का करना पालन,
ताकि सही हो बच्चों का पालन।</p> |
|--|--|---|

<u>GENERAL KNOWLEDGE</u>	<u>CONVERSATION</u>
<p>Q1. What should we use to cross the road? Ans. We should use a zebra crossing for crossing the road.</p> <p>Q2. How many lights are there in the traffic light? Ans. There are three lights in the traffic light Red, yellow and green</p> <p>Q3. What is the meaning of 'red' signal? Ans. The red signal meaning stopping your vehicle.</p>	<p>Q1. Where should we walk on the road? Ans. Always walk on the footpath.</p> <p>Q2. Which side we should go on road? Ans. We should go on the right side of the road.</p> <p>Q3. How do accidents take place? Ans. Accidents take place due to our carelessness.</p> <p>Q4. Which light tells us to go? Ans. Green Light</p> <p>Q5. Name two activities that can a harmful to you? Ans. Playing on the road, running on the stairs.</p>
<u>DIVINITY</u>	
<p>Q. Name five kakaars. Ans. Five kakaars are a) Kesh; b) Kanga; c) Kara; d) Kirpan; e) Kachhera</p> <p>Q. First Pauri (Japji Sahib)</p>	
<u>SHAPE AND COLOUR</u>	<u>ART</u>
<p>Shape -</p> <div style="display: flex; flex-wrap: wrap; justify-content: space-around; align-items: flex-start;"> <div style="text-align: center;">  Cube </div> <div style="text-align: center;">  Triangle </div> <div style="text-align: center;">  Square </div> <div style="text-align: center;">  Oval </div> <div style="text-align: center;">  Rectangle </div> <div style="text-align: center;">  Star </div> <div style="text-align: center;">  Cylindrical </div> <div style="text-align: center;">  Semi Circle </div> <div style="text-align: center;">  Cone </div> </div>	<p>Drawing : Traffic lights</p> <div style="text-align: right;">  </div>

CURRICULUM ACTIVITIES FOR PERIODIC - III (SESSION - 2024-25)

JANUARY

- * The students will go to school library and talk to the library regarding the books (A tour of school library)
- * The students will go to computer lab
- * The students will given the sheet and they have to match the things they see in the classroom.
- * Circle the things that you see in the classroom.

FEBRUARY

- * The students will exact like traffic policeman and tell about the traffic lights.
- * An activity regarding helping other to cross the road (old & needy person)
- * To count different objects that the child sees in the classroom. (maths oral)
- * Different shapes will be placed i the tub the students will identifiy similar shapes.

Syllabus of Bal Vatika - 1 Session (2024-25) MARCH	
ENGLISH	MATHS
Revision of syllabus done in January and February	Revision of syllabus done in January and February
	<u>ENGLISH RECITATION</u>
	Revision of syllabus done in January and February
DIVINITY	<u>GENERAL KNOWLEDGE</u>
Revision of syllabus done in January and February	Revision of syllabus done in January and February

<u>CONVERSATION</u>	<u>SHAPES AND COLOURS</u>
Revision of Syllabus done in January and February	Revision of syllabus done in January and February months
	<u>ART</u>
	Revision of syllabus done in the previous months

<u>ACTIVITY CALENDAR (SESSION - 2024-25)</u>	
MAY	OCTOBER
<ul style="list-style-type: none"> * Modelling of Summer Wear * Pool Party 	<ul style="list-style-type: none"> * Best out of waste
JULY	NOVEMBER
<ul style="list-style-type: none"> * Fruit Fiesta 	<ul style="list-style-type: none"> * Children's Day Celebration
AUGUST	DECEMBER
<ul style="list-style-type: none"> * Teej activity * Independence Day celebration * Janamashtami celebration 	<ul style="list-style-type: none"> * Kavi Darbar [on Shaheedi of four Sahibzadas] * Christmas celebration
	JANUARY
	<ul style="list-style-type: none"> * Lohri Celebration

Healthy Mind Resides in Healthy Body Achieved Through Healthy Food

Dear Parents

Children are very precious to us, so kindly let us all be very careful about their health and eating habits. Please follow the **MENU** that has been prescribed for the children keeping their health and well being in mind:

Monday	:	Stuffed or Plain Parantha with Pulses.
Tuesday	:	Chapati/Prantha with seasonal Green Vegetable with less oil.
Wednesday	:	Brown Bread Vegetable Sandwich.
Thursday	:	Stuffed Prantha (Methi/Paneer/Aloo/Onion etc.)
Friday	:	Idli, Poha, Besan Ka Puda/Dosa or Puri Bhaji (Aloo, Chane)
Saturday	:	Any Bread Item (Sandwich/Bread Jam/French Toast/ Bread Butter and biscuits/cookies)

Note: Strictly follow the given menu and if possible encourage your child to eat sprouted (whole) pulse in any form. eg: salad, sabzi etc. One seasonal Fruit Slices to be included in the lunch everyday.

AVOID JUNK FOOD